

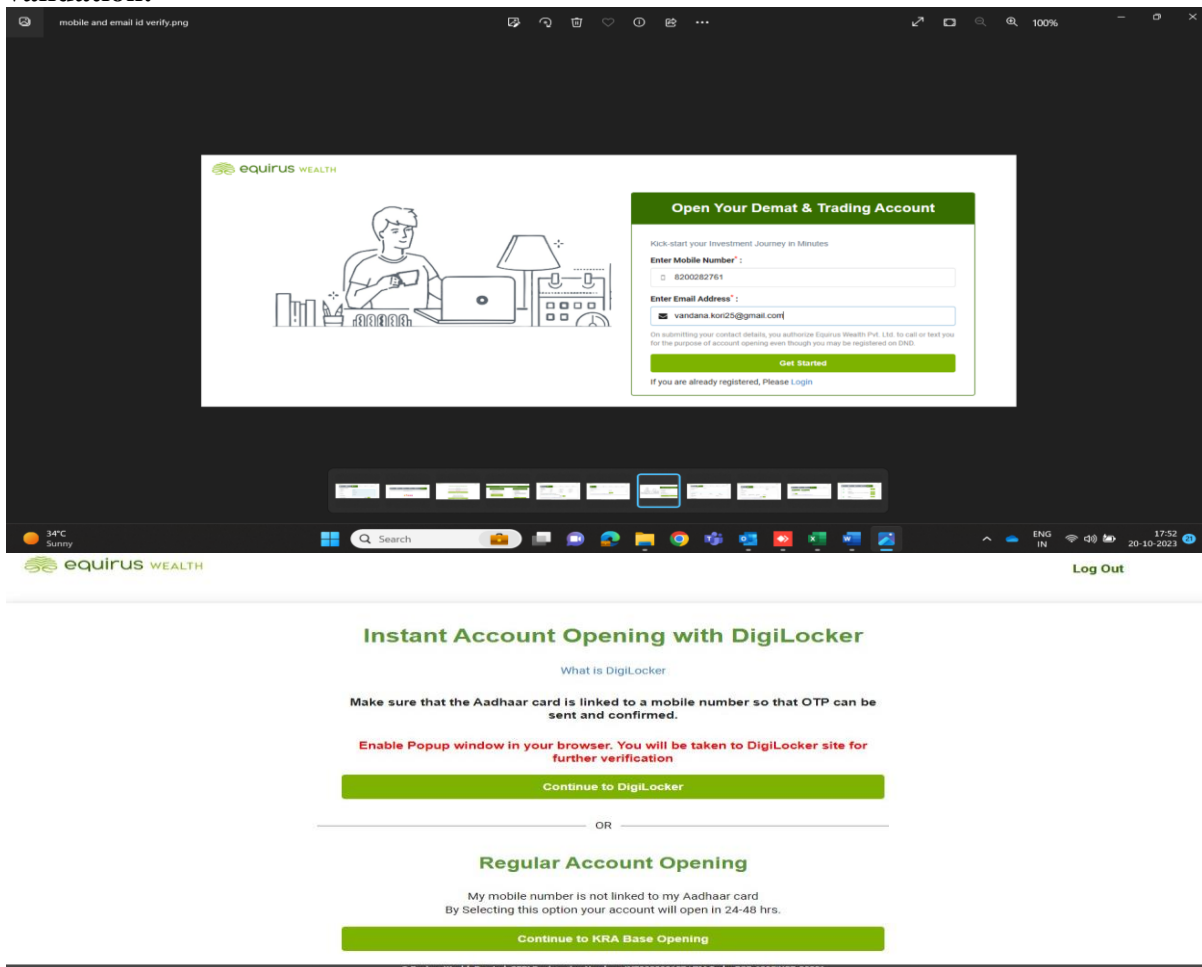
Online Account Opening process.

(For Resident individual clients only)

1. Link for account opening: [E KYC - Equirus Wealth Pvt. Ltd.](#) (Ensure your Geo location is enabled)
2. **Keep below documents at the time of account opening process:**
 - MOBILE AND EMAIL
 - PAN CARD- JPG/PNG (no need if done through Digi locker)
 - ADHAR CARD-JPG/PNG (no need if done through Digi locker)
 - BANK DETAIL- CANCEL CHEQUE OR BANK STATEMENT- JPG/PNG (For NSE/BSE CASH Segment)
 - SIGNATURE PHOTO-JPG/PNG
 - FOR NOMINEE DETAIL (Nominee name, DOB(DD/MM/YYYY), Address, Mobile, Email ID, PAN NO. or Adhar card last 4-digit mention-anyone ID proof number
 - INCOME PROOF - Last 6-month bank statement or ITR or Form 16- anyone

Note: Make sure Allow your camera and Geo location for live selfie.(Located only India)

3. **Mention the mobile no. and email id that you want to register, you will get the OTP on the same for validation.**



mobile and email id verify.png

Open Your Demat & Trading Account

Kick-start your Investment Journey in Minutes

Enter Mobile Number* :
8200282761

Enter Email Address* :
vandana.kor25@gmail.com

On submitting your contact details, you authorize Equirus Wealth Pvt. Ltd. to call or text you for the purpose of account opening even though you may be registered on DND.

Get Started

If you are already registered, Please [Login](#)

Instant Account Opening with DigiLocker

What is DigiLocker

Make sure that the Aadhaar card is linked to a mobile number so that OTP can be sent and confirmed.

Enable Popup window in your browser. You will be taken to DigiLocker site for further verification

Continue to DigiLocker

OR

Regular Account Opening

My mobile number is not linked to my Aadhaar card
By Selecting this option your account will open in 24-48 hrs.

Continue to KRA Base Opening

© Equirus Wealth Pvt. Ltd. SEBI Registration Number : IN2000309137 / TM Code: BSE-6805NSE-90301

4. Mention the full name as per PAN, Date of Birth & PAN number

Step 1:
Pan Verification

Step 2:
Personal Details

Step 3:
Bank Details

Step 4:
Plan Selection

Step 5:
Upload Proof

Step 6:
Review

Enter Full Name as PanCard* :

ENTER YOUR NAME AS PER PAN CARD

Pan Card No* :

PAN CARD NUMBER

Date Of Birth* :

Verify & Next

* For any queries, Please contact ☎ +91 79 61909544 ✉ ekyc@equiruswealth.com

5. Mention the other personal & nominee details and provide the FATCA declaration. Ensure Estamp is selected as Yes.

Step 1:
Pan Verification

Step 2:
Personal Details

Step 3:
Bank Details

Step 4:
Plan Selection

Step 5:
Upload Proof

Step 6:
Review

Gender :

Male

Marital Status :

Married

Father's / Spouse Name :

FATHER'S / SPOUSE NAME

Mother's Name :

MOTHER'S NAME

Aadhar Last 4 digits :

ONLY LAST 4 DIGITS OF A

Mobile Number Declaration :

Self

Email Declaration :

Self

Branch Code :

PARTNER CODE

Back Next

* For any queries, Please contact ☎ +91 79 61909544 ✉ ekyc@equiruswealth.com

FATCA Details

Annual Income (in Rs.) * : >1 Cr

Occupation * : Business

Trading / Investment Experience * : 5 - 10

Place of Birth * : MEHSANA

Country of Birth * : INDIA

Political Affiliation * : No

Account statement * : As per SEBI Regulations

DDPI * : Yes

E DIS * : No

DIS Book * : No

Contract Note / holding & Transaction Statement including CAS/ Other Documents

To receive / accept each and every credit and pledge instruction in my account

To share email id with Register & Transfer Agent (RTA)

Dividend / interest to receive in bank account stated in KYC via ECS

To avail facility of Internet Trading & Wireless Technology

To receive Annual Report in Electronic mode

Physical Electronic

Yes No

Yes No

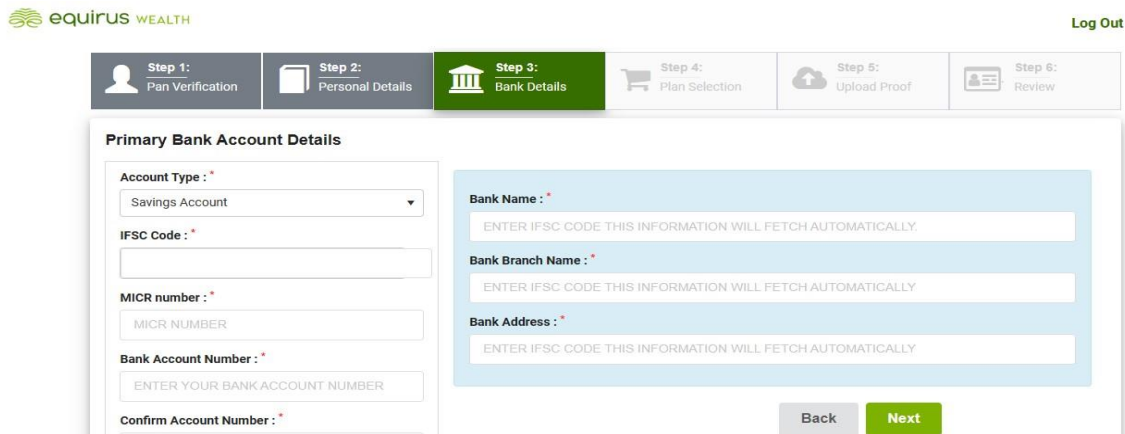
Yes No

Yes No

Yes No

Yes No

6. Provide the bank details (Bank account number, IFSC code, MICR code)



Primary Bank Account Details

Account Type : *
Savings Account

IFSC Code : *
ENTER IFSC CODE THIS INFORMATION WILL FETCH AUTOMATICALLY

MICR number : *
MICR NUMBER

Bank Account Number : *
ENTER YOUR BANK ACCOUNT NUMBER

Confirm Account Number : *

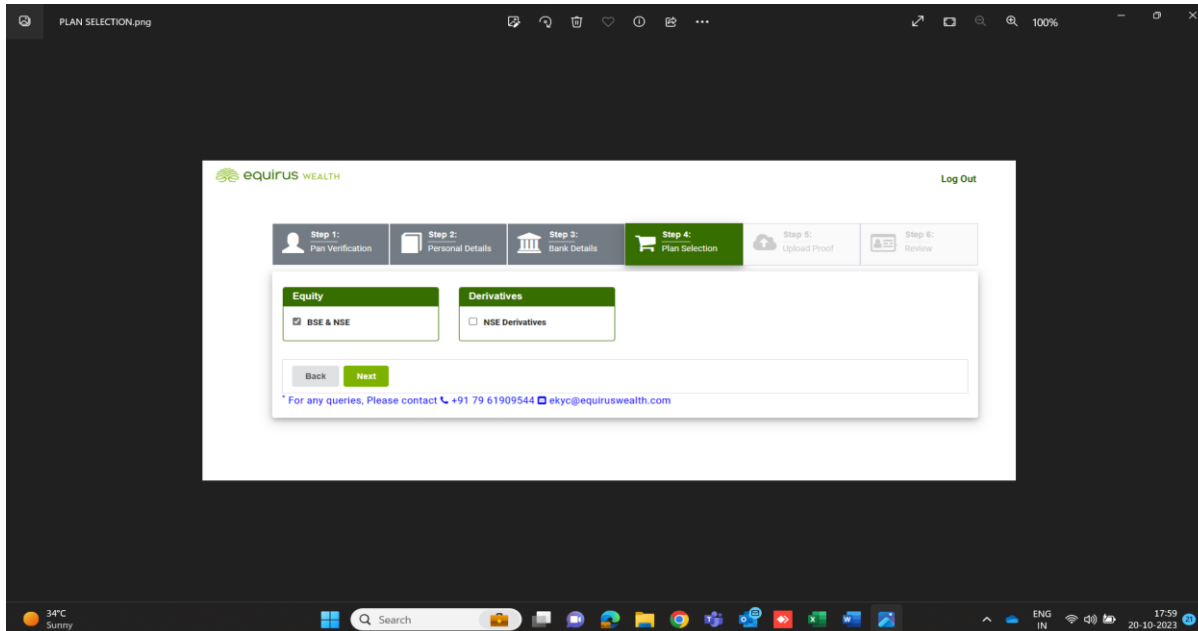
Bank Name : *
ENTER IFSC CODE THIS INFORMATION WILL FETCH AUTOMATICALLY

Bank Branch Name : *
ENTER IFSC CODE THIS INFORMATION WILL FETCH AUTOMATICALLY

Bank Address : *
ENTER IFSC CODE THIS INFORMATION WILL FETCH AUTOMATICALLY

Back Next

7. Plan selection



PLAN SELECTION

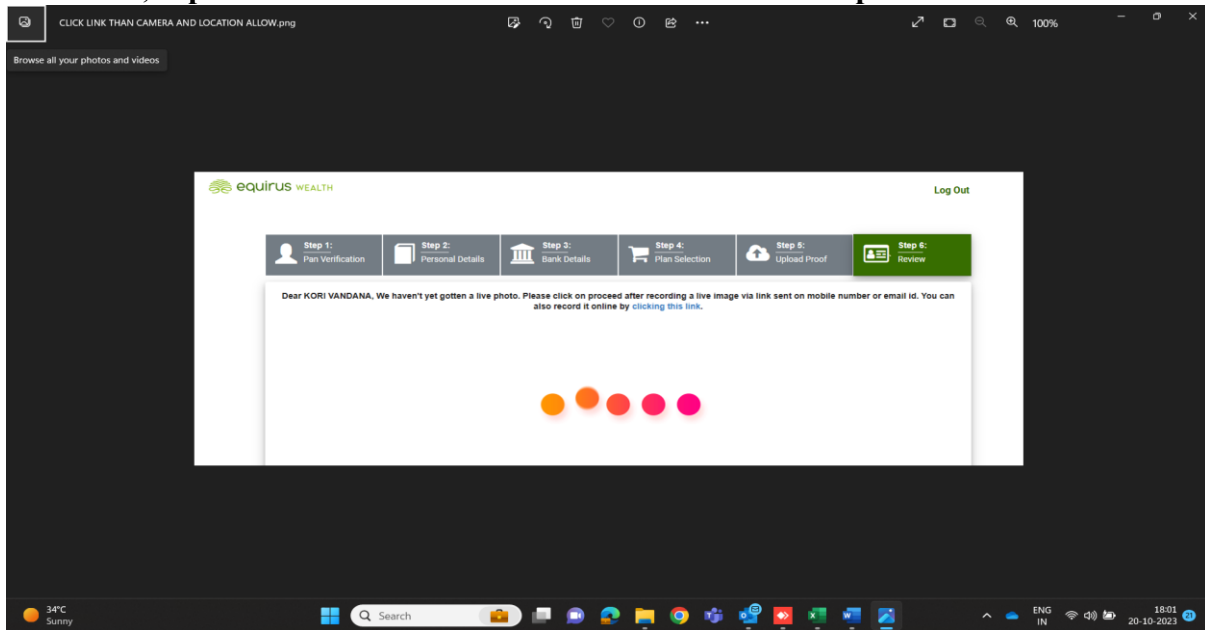
Equity
☒ BSE & NSE

Derivatives
☐ NSE Derivatives

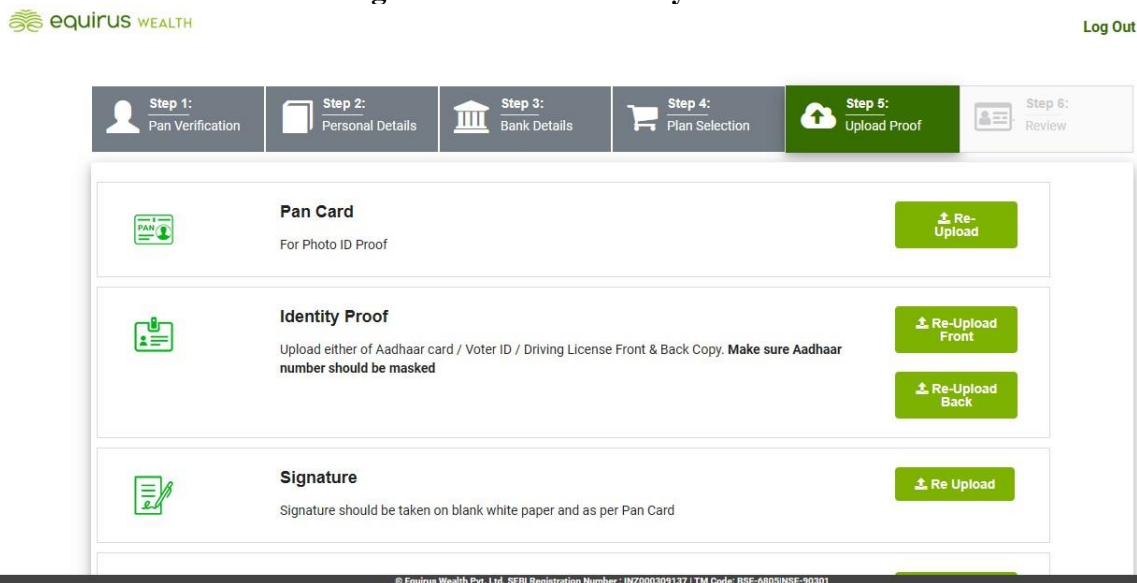
Back Next

* For any queries, Please contact +91 79 61909544 ekyc@equiruswealth.com

8. Click on the blue line and allow access to the camera and microphone.
After that, capture a live selfie and then click on the Proceed option.



9. Upload the documents (Address proof, Identity Proof, PAN, Signature, Cheque/ Bank statement)
Ensure Adhar masking has been selected as yes.



10. After uploading the documents, proceed to the next option to generate the Account Opening Form. Review the form carefully and then e-sign both the Account Opening Form and the KRA Form.
(Please complete this process twice.)

Digital Signature on the Account Opening form

Sign Online with Aadhaar OTP

- No Attestation required UIDAI take cares of identity of Individual
- No physical form is required
- No Tele - verification process is required

Note: Please Enable popup request on browser.

Continue to eSign with OTP

Continue to eSign with Biometrics

Mobile and Aadhaar not Linked?

Take Print and Courier

- Download from here
- Sign on every page

Courier to our office address

📍 Equirus Wealth Pvt. Ltd. 3rd floor, House No. 9, Magnet Corporate Park, Near Zydus Hospital, B/H Intas, Sola Bridge, Sarkhej - Gandhinagar Hwy, Ahmedabad, Gujarat 380054

☎ +91 79 61909544 .

✉ ekyc@equiruswealth.com

Download

11. Congratulations, your process has been completed. Your account will be opened in 2-3 working days.



Contact person: Vandana Kori

Email ID: vandana.kori@equiruswealth.com

Mobile No.: 8200282761